The State of LTE (June 2017)

The mobile industry may now be turning its attention to 5G, but as OpenSignal's latest analysis of global LTE performance shows there is still plenty of activity surrounding 4G. As new LTE networks come online and old networks get new life through LTE-Advanced upgrades, 4G signals are making their way into new niches across the globe and operators are pushing the boundaries of 4G speed.

Report Facts

19,556,514,365 Measurements

558,260 Test Devices

Jan 1st – Mar 31st 2017 Sample Period

Global Report Location

All our reports in your inbox

Your email | Submit

Share Report

Highlights

LTE's reach continues to spread

Our measurements for 4G availability, which tracks how often 4G subscribers in a country have access to an LTE signal, is gradually improving around the world. In some countries in East Asia LTE signals are so ubiquitous as 2G and 3G signals, while in the vast majority of countries we examined, our testers were able to connect to LTE more than 50% of the time.

South Korea shows up the world

Once again we single out South Korea for its exceptional LTE service. The country scored highest in 4G availability and ensured highest in 4G speed in our tests. Hungary, the Netherlands, and Singapore also performed exceptionally in both categories.

The fast keep getting faster

The best performers in our speed rankings continue to push LTE to its technological limits. 15 countries now deliver typical downloads in excess of 30 Mbps. OpenSignal's average measured LTE speed globally, however, is dropping as more countries bring lower capacity networks online.

India makes a big 4G splash

India shot up our LTE availability rankings, reflecting a rare instance in which a single operator can have an outsized impact on a mobile market in just a short time. Jio's nationwide 4G launch in September attracted millions of subscribers to its network, making it more accessible in India but at the expense of lower average speeds.

4G Availability

This chart shows how consistently accessible 4G networks are in each country. Rather than measure geographic coverage, OpenSignal's availability metric tracks the proportion of time users have access to a particular network.

4G Availability Comparison

Share

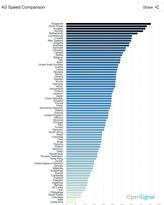

4G Speed

This chart shows the average download connection speed that users in each country see when connecting to LTE networks. Though some networks implement HSPA or HSPA or other technologies as 4G, we only count LTE connections in our 4G speed tests.

How fast a country's 4G speed is can depend on many factors: how crowded the network is, whether it has adopted new 4G technologies like LTE Advanced, how densely networks are built and how much congestion is on those networks. Countries with the fastest speeds tend to be the ones that have built LTE Advanced networks and have a large proportion of LTE Advanced capable devices.

4G Speed Comparison

Share

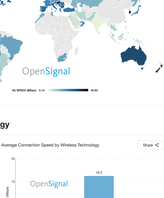

The Full Spectrum of Mobile Performance

This chart compares 4G speed against 4G availability for all of the countries covered in this report. Countries higher up and toward the right in the chart have both fast LTE networks and a high proportion of time spent connected to those networks. Countries further down and to the left have slow speeds and tend also to be the ones that spend most of their time in areas without LTE coverage. Countries in the top-left corner have highly accessible networks, but their speeds can be limited by capacity constraints. Meanwhile countries with very fast LTE networks may have limited 4G availability but, due to their tight loads, can support consistently fast speeds.

Comparing Speed and Availability

Share

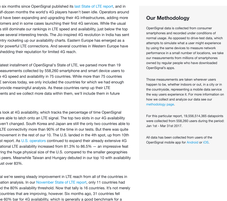

The Global Picture

All of the countries examined in this report are shown on this interactive map, detailing the distribution of mobile networking capabilities across the world. Those countries that perform better in a particular metric are shaded darker, and you can select different metrics to view in the drop down menu. Countries not included in this report are shaded in grey. For example only included the countries for which we had enough test data to make a statistically meaningful analysis. As our crowdsourced user base grows, we'll continue to add more countries to our reports.

Global Map

Share

4G Speed

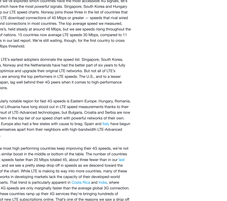

Speed by Technology

This chart compares the average download connection speed globally for different network technologies. 2G includes GSM and CDMA 1X connections, while 3G includes UMTS, HSPA and CDMA EV-DO connections. OpenSignal defines 4G as LTE technologies only.

Average Connection Speed by Wireless Technology

Share

Analysis

It's been six months since OpenSignal published its last State of LTE report, and in that time mobile operators around the world have been busy. Many operators in the world have been expanding and upgrading their 4G infrastructure, adding more LTE customers and in some cases launching their first 4G services. While the usual suspects still dominate our rankings in LTE speed and availability, just below the top for we see several interesting trends. The Jio impact 4G revolution in India has sent that country rocketing up our availability charts. Eastern Europe has emerged as a hotbed for powerful LTE connections. And several countries in Western Europe have started creeping toward saturation for limited 4G reach.

For our latest installment of OpenSignal's State of LTE, we parsed more than 19 billion measurements collected by 558,260 smartphone and smart device users to compare 4G speed and availability in 175 countries. While more than 75 countries have LTE service, we only included the countries for which we had enough data to provide meaningful analysis. As these countries ramp up their LTE deployments and we collect more data within them, we'll include them in future reports.

First let's look at 4G availability, which tracks the percentage of time OpenSignal users were able to latch onto an LTE signal. The top two slots in our 4G availability rankings remained the same as last year's report, with Singapore and Hungary provide LTE connectivity more than 85% of the time in our tests. But there was quite a bit of movement in the rest of our 10. The U.S. landed in the 4th spot, up from 10th in our last report. As its LTE operations continued to expand their already extensive 4G reach, national LTE availability increased from 81.3% to 86.5% — an impressive feat considering the huge physical size of the U.S. compared to the much smaller geography of its 4G peers. Meanwhile Taiwan and Hungary debuted in our top 10 with availability scores just over 83%.

In general we're seeing steady improvement in LTE reach from all of the countries in our top 75 nation analysis. In our November State of LTE report, only 11 countries had exceeded the 80% availability threshold. Now that tally is 18 countries. It's not merely the top countries that are improving, however. Six countries in our report came in below the 50% mark for 4G availability, which is generally a good benchmark for a maturing 4G market. Our current data shows only 14 of the countries in our report below that mark.

As you might expect, many of the countries in the lower half of our chart are developing economies or relatively new LTE entrants, but there are several countries in Western Europe that have deployed extensive 4G infrastructure but nevertheless have been slower to extend their LTE reach as they are able to rely on extensive 3G infrastructures to handle the mobile data load. Countries like Spain, Portugal and the U.K., however, have started reversing that trend, matching steadily up our availability chart. But other European giants like Germany, France and Ireland still languish at the bottom of the rankings with availability scores below 60%.

There also were some surprises in the developing world. India jumped into our top 20 with a 4G availability rating of 81.8%. In India, we have a very unique case of a single operator having an enormous impact on the local 4G market. While we measured 4G availability for most Indian 4G operators at around 60% in our last report, new entrant Reliance Jio provided an enormous boost to India's overall availability with the launch of a nationwide LTE network that attracted 100 million subscribers in the space of six months.

Chasing 50 Mbps

Now that we've explored which countries have the most accessible 4G signals, let's look at which have the most powerful signals. Singapore, South Korea and Hungary again top our LTE speed charts. Norway joins those three in the list of countries that average LTE download connections of 40 Mbps or greater — speeds that rival wired broadband connections in most countries. The top average speed we measured, Singapore's, held steady at around 46 Mbps, but we see speeds rising throughout the top 10. Meanwhile the average speed across all of our 75 nation analysis, 19 countries in our last report, We're still waiting, though, for the first country to cross the 50 Mbps threshold.

Many of LTE's earliest adopters dominate the speed list. Singapore, South Korea, Hong Kong and Taiwan all launched LTE service in the mid-2010s and have had to fully deploy, optimize and upgrade their original LTE networks. But not all LTE's pioneers are among the top performers in LTE speeds. The U.S., and to a lesser extent Japan, lag well behind their 4G peers when it comes to high-performance connections.

A particularly notable report for fast 4G speeds is Eastern Europe. Hungary, Romania, Ukraine, Bulgaria, Croatia, Serbia, Slovenia, Latvia, Lithuania, Estonia, Belarus, and very pockets of LTE-Advanced technologies, but Bulgaria, Croatia and Serbia are now joining them in the top tier of our speed chart with powerful networks of their own. Western Europe also had a few stalwarts with cause to brag. Spain and Italy have begun to set themselves apart from their neighbors with high-bandwidth LTE-Advanced services.

While the most high performing countries keep improving their 4G speeds, we're not seeing a similar boost in the middle or bottom of the table. The number of countries with LTE speeds faster than 20 Mbps ticked up slightly, but the median download speed actually dipped a little bit. Speeds are dropping at the bottom of the chart. While LTE is making its way into more countries, many of these countries are deploying lower capacity networks to cover more ground than their counterparts. That trend is particularly apparent in Costa Rica and Peru, where average 4G speeds are only marginally faster than the average global 3G connection. And as these countries ramp up their 4G services they're bringing hundreds of millions of new LTE subscriptions online. That's one of the reasons we saw a drop off in average global LTE speed. We measured the typical LTE connection worldwide at 11.4 Mbps in November, but in our latest test period that average fell to 10.2 Mbps.

Power vs. reach

The countries with the fastest LTE speeds aren't necessarily those with the most widespread 4G networks. Quite the opposite, in fact. Looking at the Speed Comparison chart, OpenSignal compared speed against availability for the 75 countries in the report. We think it provides a snapshot of the 4G situation across the globe. States that fall in the upper right-hand corner of the plot have both fast 4G speeds and widespread 4G availability, while those with limited availability and slower speeds fall into the lower and leftward regions of the chart.

You'll notice a cluster of countries set apart from the rest of the field in the upper right made up of Hungary, the Netherlands, Norway, Singapore and South Korea. These are the countries that, according to our measurements, offer exceptional 4G services, earning the highest scores in both availability and speed. We don't have a similar distinct cluster of low performing countries in our plot, however. Ireland we saw a relatively widespread 4G network that delivered middling speeds, while Peru, Sri Lanka, Kenya and Tanzania all fell into a 50 Mbps range.

The most interesting countries in this plot, though, are the outliers. On one extreme, there is New Zealand, which has clearly built some of the highest performing LTE networks in the world but has difficulty delivering those powerful signals to consumers on a consistent basis. On the opposite extreme is India. The South Asian nation's new 4G network has quickly attained impressive availability across its nationwide LTE, but while signals may be plentiful in India, capacity isn't. India has some of the slowest LTE speeds in the world. That's not a problem confined to India, though. Two of the first countries to adopt 4G, the U.S. and Hong Kong, have both extensive LTE footprints, but support average speeds lower than the global average. Meanwhile countries like Ukraine, Belarus, Russia, Kazakhstan, Malaysia and South Korea, on the average download speed is the same as Ecuador's, a country with half of Japan's 4G reach.

These examples demonstrate that where a country falls in this chart isn't necessarily an indication of its 4G progress, rather performance is determined by a number of economic, regulatory and technological factors unique to each country. For instance, Ukraine's 4G networks are relatively new and have been deployed using some of the same technical footing as they both average download speeds of 31 Mbps and that is not the case. Japan was one of LTE's earliest champions and has since deployed powerful LTE-Advanced networks nationwide, but Japan also reached a point where 4G has almost entirely displaced 3G technologies. Meanwhile Ecuador has only deployed LTE in its 4G band, but it has made that band work well across its LTE networks. While the vast majority of Japan's population is carrying for LTE capacity, Ecuador's low 4G device penetration means less competition for 4G bandwidth. The end result is that our users in both countries experience the same average LTE speeds.

Every country may face a different set of 4G conditions today, but those conditions are constantly changing. Operators are expanding their LTE footprints, upgrading their networks and finding more spectrum to plow into their 4G services. As 4G device and service costs drop in particular countries, demand for 4G capacity and coverage increases. Any of these factors can cause significant shifts in our data. In most cases those are shifts forward, reflecting improving 4G services and new opportunities for mobile users around the globe. But it also means that mobile operators fail to keep up with the trends in their market or the demands of their customers. By the time OpenSignal publishes its next State of LTE report we could be looking at very different global LTE landscape.

Our Methodology

OpenSignal data is collected from consumer smartphones and recorded under conditions of normal use of the device and network. We don't run tests or attempts to simulate what a user might experience by using the same devices to measure network performance. We believe this approach provides a clear, our measurements from millions of smartphones owned by regular people who have downloaded OpenSignal's apps.

Those measurements are taken whenever users happen to be, whether indoors or out, in a city or in the countryside, representing a mobile data service that most people actually use. For more information on how we collect and analyze our data see our methodology page.

For this particular report, 19,556,514,365 datapoints were collected from 558,260 users during the period Jan 1st - Mar 31st 2017.

All data has been collected from users of the OpenSignal mobile app for Android or iOS.

©2016 OpenSignal, Inc. All rights reserved.

OpenSignal, Inc. retains ownership of this report including all intellectual property rights, data, content, graphs & analysis. Reports produced by OpenSignal, Inc. may not be quoted, reproduced, distributed, published for any commercial purpose (including use in advertisements or other promotional content) without prior written consent.

The trusted global standard for mobile experience.

Providing real-world, competitive insights from over 20 million users of the OpenSignal app.

Business solutions